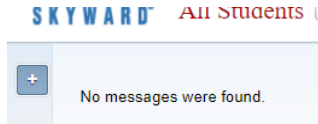


Skyward Family Access - Updating Information

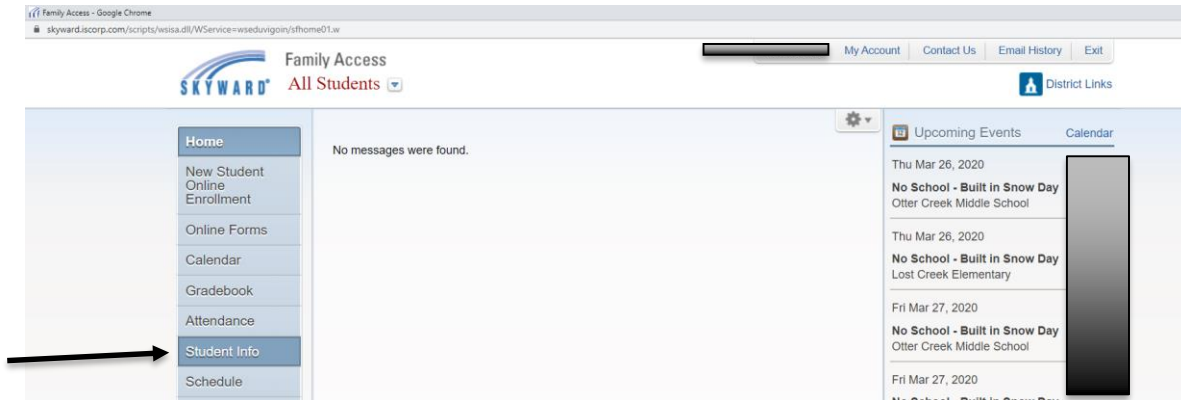
Changes CANNOT be made on the Skyward app

Please go to skyward.vigoschools.org on any device to make changes

If you need help getting login information please email Abe Nasser - amn@vigoschools.org



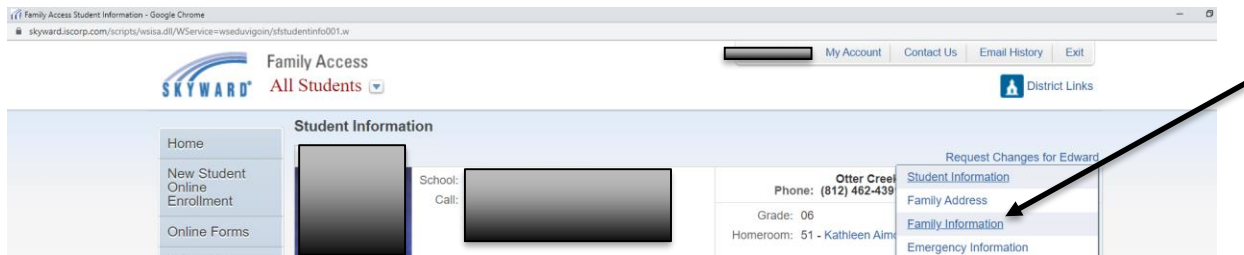
Once logged in if you see this hit the plus sign. Then click on "Student Info" on the menu down the left side.



Click "Request Changes for (student name)" up to the right near the school name.



Choose "Family Information"



Make any needed changes and click SAVE

Next, click the “Skylert” tab, update as much information as possible and click SAVE.

My Skyward Contact Info	Emergency	Attendance	General Announcement	District Emergency	Survey
Contact Info					
* Primary Phone: [Redacted]	<input checked="" type="checkbox"/>	<input checked="" type="checkbox"/>	<input checked="" type="checkbox"/>	<input checked="" type="checkbox"/>	<input checked="" type="checkbox"/>
Work: [Redacted]	<input type="checkbox"/>	<input type="checkbox"/>	<input type="checkbox"/>	<input type="checkbox"/>	<input type="checkbox"/>
Third: [Redacted]	<input type="checkbox"/>	<input type="checkbox"/>	<input type="checkbox"/>	<input type="checkbox"/>	<input type="checkbox"/>
Home Email: [Redacted]	<input checked="" type="checkbox"/>	<input checked="" type="checkbox"/>	<input checked="" type="checkbox"/>	<input checked="" type="checkbox"/>	<input checked="" type="checkbox"/>
Primary Guardians are not allowed to update their Skyward Contact Info					
Additional Contact Info for Family With [Redacted]					
Phone Numbers					
Additional Phone 1: [Redacted]	<input checked="" type="checkbox"/>	<input checked="" type="checkbox"/>	<input checked="" type="checkbox"/>	<input checked="" type="checkbox"/>	<input checked="" type="checkbox"/>
Email Addresses					
Additional Email 1: [Redacted]	<input checked="" type="checkbox"/>	<input checked="" type="checkbox"/>	<input checked="" type="checkbox"/>	<input checked="" type="checkbox"/>	<input checked="" type="checkbox"/>
Text Message Numbers					
Phone 1: [Redacted]	<input checked="" type="checkbox"/>	<input checked="" type="checkbox"/>	<input checked="" type="checkbox"/>	<input checked="" type="checkbox"/>	<input checked="" type="checkbox"/>
Phone 2: [Redacted]	<input checked="" type="checkbox"/>	<input checked="" type="checkbox"/>	<input checked="" type="checkbox"/>	<input checked="" type="checkbox"/>	<input checked="" type="checkbox"/>

These updates happen nightly; it may take a day to see these changes stay in various areas. Please add cell numbers to the “Text Message Numbers” field to get texts from the VCSC.